



Isomounts

Versatile, High Quality Anti-Vibration and Levelling Mounts for Industrial Machinery

For more information visit: www.farrat.com

Why choose Farrat Isomounts?

Farrat Isomounts have been designed to provide effective vertical and horizontal shock absorption, vibration isolation and damping as well as easy and precise levelling for a wide variety of machinery and equipment.

Load range from 150kg up to 5,000kg per mount.

Layout Flexibility

Isomounts provide a simple, economical and flexible solution to factory or plant room layout planning, enabling easy installation and movement of machines without the need for bolting down or grouting.

Quality & Durability

Isomounts are manufactured from the highest quality zinc plated steel and Farrat NBR high damping, oil resistant rubber. The design has been continuously improved to ensure long-term durability against mechanical degradation and chemical corrosion. This is proven with thousands of worldwide industrial applications.

Typical Applications

- Compressors and Pump Sets
- Diecasting Machines
- Diesel Generators
- Hydraulic Power Packs
- Injection Moulding Machines
- Packaging Machinery
- Presses: Forging, Hydraulic and Mechanical
- Rubber Machinery
- Testing and Measuring Machinery

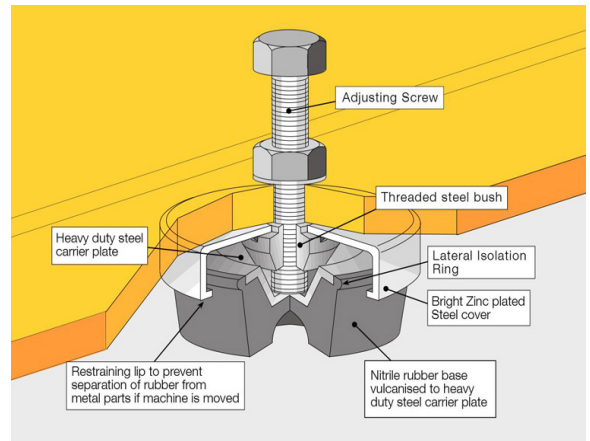


Fig. 1.1 Injection moulding machines installed on Farrat Isomounts



Fig. 1.2 Injection moulding machine installed on Farrat Isomounts

Farrat Isomount Applications




Fig. 2.1 Shock testing machine installed on Farrat Isomounts




Fig. 2.2 Ching Fong Power Press installed on Farrat Isomounts




Fig. 2.3 Rhodes Power Press installed on Farrat Isomounts




Fig. 2.4 Injection Moulding Machine installed on Farrat Isomounts




Fig. 2.5 Turret Punch installed on Farrat Isomounts






Fig. 2.6 Injection Moulding Machine installed on Farrat Isomounts

Farrat Isomount Installation & Levelling Guide



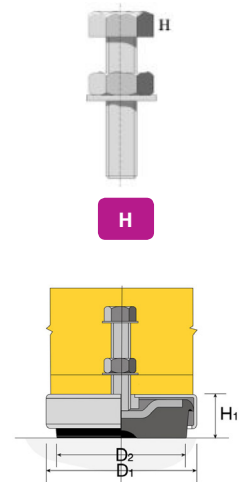
Hexagonal Head (H)

- Place machine on temporary packing e.g. blocks of wood about 10mm thicker than the minimum height of selected Farrat Isomount. Place mounts under machine base, at bolt hole positions.
- Place steel washer on top of machine base over hole and pass adjusting screw into threaded hole in mount until the Isomount touches the machine.
- With all the mounts installed, tighten up each adjusting screw clockwise until each Isomount starts to take load. Take away packings so that the machine rests on Isomount. Machines can now be levelled using the Isomount adjusting screws.



NOTE: If the machine is heavy, only make small upward movements at a time or if necessary assist upward movement with jack.

- Once levelled, tighten up locking nuts on adjusting screws. Remember to undo locknuts before re-adjusting mounts.

Check the level of the machine after 24hrs operation, and re-level if necessary. Check machine level periodically according to machine manufacturer's recommendations or at least every 6 months, whichever is sooner.



Use of additional steel spacer in case the Farrat Isomount height adjustment is not sufficient.



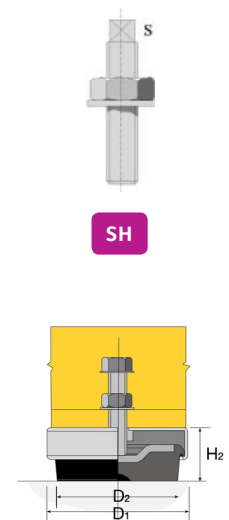
Squarehead (SH)

- Place machine on temporary packing e.g. blocks of wood about 10mm thicker than the minimum height of selected Farrat Isomount. Place mounts under machine base, at bolt hole positions.
- Lower machine onto the Isomount so that the bolt passes through the bolt hole.
- With all the mounts installed, tighten up each adjusting screw clockwise until each Isomount starts to take load. Take away packings so that the machine rests on Isomount. Machines can now be levelled using the Isomount adjusting screws.

NOTE: If the machine is heavy, only make small upward movements at a time or if necessary assist upward movement with jack.

- Once levelled, tighten up locking nuts on adjusting screws. Remember to undo locknuts before re-adjusting mounts.

Check the level of the machine after 24hrs operation, and re-level if necessary. Check machine level periodically according to machine manufacturer's recommendations or at least every 6 months, whichever is sooner.

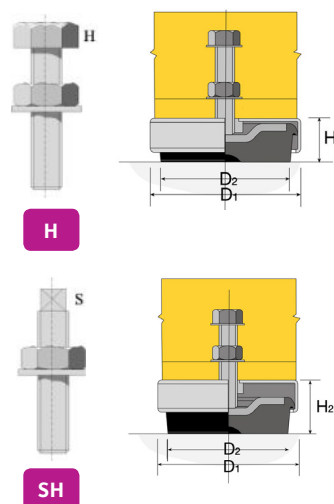


Use of additional steel spacer in case the Farrat Isomount height adjustment is not sufficient.

Adjusting Screws Sizes and Lengths Available

Farrat Isomount (ISO)	Unit	0-70	1-80	2-80	2H-80	3HM-80	35-80	4-80
Maximum Load / Mount	kg	150	500	1,200	1,500	3,000	4,000	5,000
Diameter D1	mm	50	78	118	120	160	200	228
Diameter D2	mm	36	60	100	100	140	170	200
Height Min H1	mm	21	32	39	55	55	55	55
Height Min H2	mm	30	44	55	70	75	75	75
Vertical Adjustment	mm	9	12	16	15	20	20	20
Standard Rubber	IRHD A	-70	-80	-80	-80	-80	-80	-80
Vertical Spring Constant	kN / mm	1.2	3.3	7	7	17	21	26
Horizontal Spring Constant	kN / mm	0.4	1.2	2.5	2.5	6	7	10
Damping Factor	C / Cc	0.09	0.09	0.09	0.09	0.09	0.09	0.09
Ratio of Dynamic to Static Modulus		2.4	2.4	2.4	2.4	2.4	2.4	2.4
Screw Threads	H (Hex head)	M10X1.5	M10X1.5	M12X1.75	-	M20X1.5	M20X1.5	M20X1.5
		-	M12X1.75	M16X2.0	-	-	M24X1.5	M24X1.5
	SH (Hex stud)	-	-	M16X1.5	M16X1.5	-	M20X1.5	M20X1.5
		-	-	-	-	M20X1.5	M24X1.5	M24X1.5

Farrat Isomount - Adjusting Screws Sizes and Lengths Available					
	H = Hexagon Head Screw - zinc plated				
Style - H	M10x1.5	M12x1.75	M16x2.0	M20x1.5	M24x1.5
Length (mm)	60	80	100	100	130
	80	100	150	150	150
	-	-	-	250	200
Spanner Required	17 A/F	19 A/F	24 A/F	30 A/F	36 A/F
	SH = Hexagon Head Stud - zinc plated				
Style - SH	-	-	M16x1.5	M20x1.5	M24x1.5
Length (mm)	-	-	100	170	170
	-	-	120	-	-
Spanner Required	-	-	12 A/F	15 A/F	19 A/F



H = Hexagon Head Screw - zinc plated

SH = Hexagon Head Stud - zinc plated

Farrat Isomount Selection

Select Mounts so that the below equation result is within the maximum load mount given in the table above. If the machine is made up of sections, calculate load per mount for each section:

$$\frac{\text{Machine} + \text{Tooling} + \text{Workpiece Weight (Kg)}}{\text{Number of Mounts}}$$

Order example (mount + screw assembly):

ISO4-80 + H20 x 1.5 x 180 or ISO2-80 + SH16x1.5x120.

Standard steel cover finish: Bright zinc plated.
Alternative finishes are available upon request.

Next Steps:

For further information, technical advice or to place an order, please contact us:

T. +44 (0) 161 924 1600

E. sales@farrat.com

W. www.farrat.com

This brochure features our standardised range. Other damping/isolation materials are available and we would happily draw upon our 55 years' experience to advise you on an appropriate solution for specialised applications.